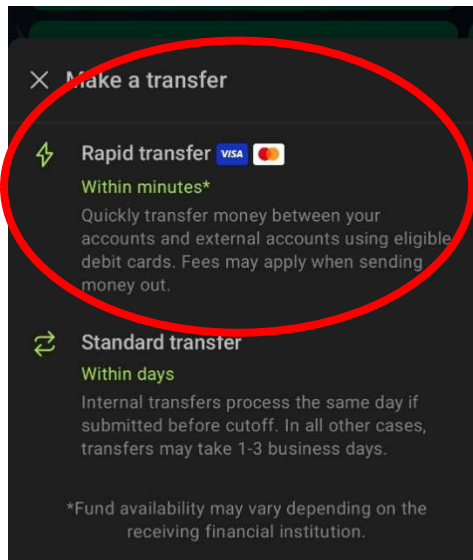
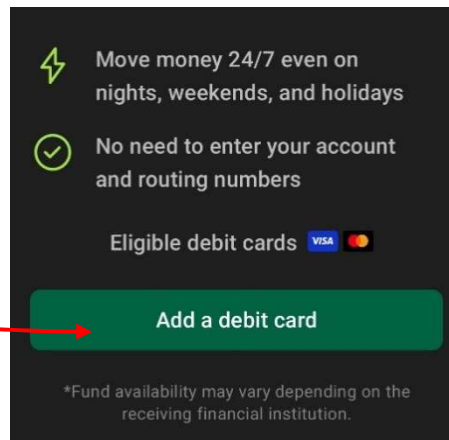



RAPID TRANSFERS: STEP-BY-STEP INSTRUCTIONS

- 1) Please log into your MECE Credit Union online banking and select “Transfer”
- 2) Choose “Rapid Transfer” to proceed with the Rapid Transfer setup



- 3) Then click on, “Add A Debit Card”





- 4) Then enter their debit card information. This debit card must be for the account at the other financial institution.
- The card information and CVV must match what the other bank/credit union has on file, or the card will not be accepted.
 - The address used on the other bank/credit union account must match what we have on file at MECECU as well (street address and zip code are checked). If the addresses do not match, the card will get rejected.

A screenshot of a mobile application interface for adding a debit card. The screen has a dark green header with a back arrow and the text 'Add a debit card'. Below the header, there is a paragraph explaining that linking a debit card allows moving money between MECE CU and external accounts within minutes. Under the heading 'Card information', there are three input fields: 'Card number' (a wide field), 'Expiration date' (with a placeholder 'MM/YY'), and 'CVV' (with a placeholder '3-digit security code'). At the bottom is a green 'Submit' button.

- 5) Banno will request verification before completing the enrollment. Member will enter their MECECU Online Banking password.

A screenshot of a mobile app's verification screen. At the top, there is a green header with a back arrow and the word 'Verification'. Below the header, the text 'Login for [redacted]' is displayed. Underneath is a password input field with the placeholder text 'Password' and a toggle icon for visibility. At the bottom of the screen is a large green button labeled 'Submit'.

6) Member will then receive notification that the card has been successfully added!

A screenshot of a mobile app's confirmation screen. At the top, there is a green header with a back arrow and the text 'Add a debit card'. Below the header is a green banner with the text 'Card added' and a green checkmark icon. Underneath the banner, the text 'Your debit card ending in 2964 was added.' is displayed. At the bottom of the screen is a large green button labeled 'Done'. Below the button is a link that says 'Add another debit card'.

If you have any questions, please feel free to contact our Member Service number at 573-634-2595!